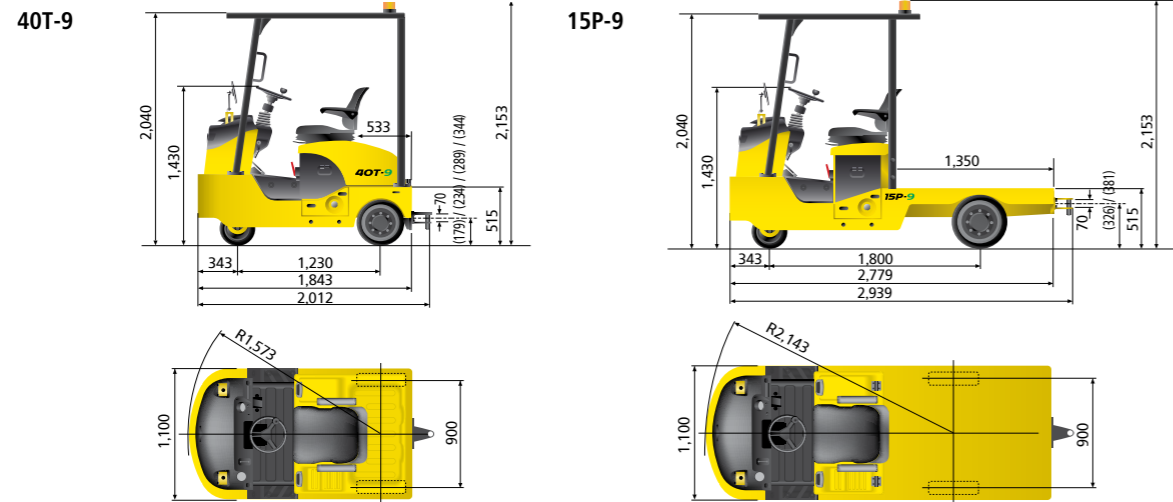


## Dimensions



## Specifications

Description		Unit	40T-9	15P-9	
Performance	Capacity	kg (lb)	4,000 (8,820)	1,500 (3,310)	
	Travel Speed	Loaded	km/h (mph)	8 (5)	
		Unloaded	km/h (mph)	10 (6)	
Outside Turning Radius		mm (in)	1,573 (61.9)	2,143 (84.4)	
Dimension	Overall Length	mm (in)	2,012 (79.2)	2,779 (109.4)	
	Overall Width	mm (in)	1,100 (43.3)	1,100 (43.3)	
	Overall Height	mm (in)	1,430 (56.3)	1,430 (56.3)	
	Wheel Base	mm (in)	1,230 (48.4)	1,800 (70.7)	
	Wheel Tread - Rear	mm (in)	900 (35.4)	900 (35.4)	
	Weight (Without Battery)	kg (lb)	1,433 (3,159)	1,382 (3,047)	
Power Train	Drive Motor	kw	4.0	4.0	
	Battery	Voltage	V	48	48
		Capacity	AH/5HR	230	230
		Min. Weight	kg (lb)	400 (880)	400 (880)
		Max. Weight	kg (lb)	720 (1,590)	720 (1,590)
Control Type		-	AC	AC	
Tire	Size, Front	-	Ø305X127(1)	Ø305X127(1)	
	Size, Rear	-	4.00-8(2)	5.00-8-8PR(2)	

\* Beacon lamp, Front Urethane tire, Non-Marking Tire, Cargodeck, Suspension Seat, Head guard are Optional.

\* Standard and optional equipment may vary. Contact your Hyundai dealer for more information. The machine may vary according to International standards.

\* The photos may include attachments and optional equipment that are not available in your area.

\* Materials and specifications are subject to change without advance notice.

\* All imperial measurements rounded off to the nearest pound or inch.

## Optional Items

- Cargo Box  
15P-9 : 1100 X 1350(STD), 1100 X 2190(Long Platform),  
1100 X 2190(Long Platform+Wing), 1100 X 1350(Cargo Deck)
- Frame  
40T-9 : Steel Bumper

- Battery Roller  
40T-9(STD), 15P-9(OPT)
- OHG (Over Head Guard) · Turtle Mode
- Heating and Head-rest · UL Certification : UL-ES
- Suspension Seat · Beacon Lamp

 **HYUNDAI**  
CONSTRUCTION EQUIPMENT

PLEASE CONTACT

www.hyundai-ce.com

2017. 03 Rev.1

# 15P/40T-9

Electric Towing / Platform Trucks

MOVING YOU FURTHER

## HYUNDAI CONSTRUCTION EQUIPMENT



 **HYUNDAI**  
CONSTRUCTION EQUIPMENT

\*Photo may include optional equipment.

# Revolutionizing the productivity in the material industry!

With our vast experience in the production of construction equipment, Hyundai is able to meet the demands of our consumers. 40T-9 / 15P-9, produced by Hyundai are not only economical, environmentally friendly and allow for convenient maintenance, but their improved maneuverability and quiet operation make our products the most widely-used towing maintenance truck in trade and distribution companies around the world.

Maximize the productivity of your business with our powerful and agile electric trucks.

- Maximum Performance
- Comfortable Operating Room (EPS system)
- Ease of Controllability
- Easy Maintenance
- UL Certification : UL-ES (Optional)
- Application of 9 Series Design
- Side Loading Battery Roller Assy (Optional)
- Comfortable Grammer Seat (Optional)



\*Photo may include optional equipment.

# Comfortable Operation



A design based on human engineering relieves fatigue and increase operator's efficiency.

**15P/40T-9**



\*Photo may include optional equipment.



### Comfortable Operator's Space

As adopting EPS(Electrical Power Steering) system, you feel smooth steering and ergonomical location of controller minimizes operator's fatigue. And it provides safety operation with wide front and rear view.



### Comfortable Grammer Seat(Optional)

Easily adjustable suspension seat, based on a human engineering design, reduces operator fatigue and provides greater comfort.

- \*ELR (Energy Locking Retractor) Type Seat Belt
- \*Heating and Head-rest(Optional)

### Centralized Panel and Switch

It is easy to maintain the equipment by adopting centralized panel that indicates the equipment's status with self-diagnosis function.



### Excellent Visibility for Safe Operation

Ergonomically designed forklift offers all-round visibility.

### Strong Dash board

The strengthened steel dash board provides enhanced durability.




### Parking Brake System

Ratchet type parking brake requires less effort from the operator to set.



### Spacious Cabin

Enlarged cabin enables easy access for operators from any direction. Low and step give more comfortability and safety.



### Adjustable Steering Wheel

The steering wheel can be adjusted by a lever on the left-hand side for the most comfortable operating position.

# Optimised Ergonomics & Fast and Easy Maintenance

An ideal arrangement of components ensures easy access and convenience for maintenance.

**15P/40T-9**



## Easy Battery Replacement

It ensures additional space between battery and main frame for smooth movement of the battery. (Side battery removal is optional)



## Profitable AC-motor Adoption

Applying AC-motor improves output power and precision of speed control. It also reduces maintenance cost and fault.



## Improved Maintenance Ability

Integrated electrical devices enhanced maintenance ability and durability.



## Easy Maintenance

Easy access to EPS motor ensures better serviceability.



## Storage Console

A storage console is installed for the operator's benefit.



## Maximum Operator Workspace

This additional storage is designed to make working even more convenient.



## Towing Coupler with Releasing Lever (Optional)

Manually released hook type coupler while seated.



\*Photo may include optional equipment.



## Turtle Speed Mode

To make warehouse safer, operators can set truck speed less than 5 km/h.




## Battery

Urethane bolt minimizes battery movement for safer operation.



## Towing Coupler(optional)

An adjustable hook ensures wide range of tugging and tractor application.



## Inching Operation

Trucks can be movable in a fine operation control when needed.